

TAMIL NADU BACKWARD CLASSES ECONOMIC DEVELOPMENT CORPORATION LTD.,

CHENNAI-600008


BALANCE SHEET AS AT 31ST MARCH 2021

Particulars	Note	As at 31st March 2021 INR	As at 31st March 2020 INR
I EQUITY AND LIABILITIES			
1 SHAREHOLDERS' FUNDS			
(a) Share capital	1	12,27,01,000	12,27,01,000
(b) Reserves and Surplus	2	40,35,23,176	36,23,80,127
		52,62,24,176	48,50,81,127
2 SHARE APPLICATION MONEY PENDING ALLOTMENT		-	-
3 NON-CURRENT LIABILITIES			
(a) Long Term Borrowings	3	1,69,36,63,098	1,53,90,10,694
(b) Deferred Tax Liability (net)		-	-
(c) Other long term liabilities	4	-	47,30,974
(d) Long Term Provisions	5	30,19,040	26,88,333
		1,69,66,82,138	1,54,64,30,001
4 CURRENT LIABILITIES			
(a) Short Term Borrowings		-	-
(b) Trade Payables		-	-
(c) Other Current Liabilities	6	94,59,12,477	85,14,53,996
(d) Short Term Provisions	7	15,64,403	10,97,305
		94,74,76,880	85,25,51,301
TOTAL		3,17,03,83,194	2,88,40,62,429
II ASSETS			
1 NON-CURRENT ASSETS			
(a) Fixed Assets			
(i) Tangible Assets	8	2,53,91,817	2,61,93,037
(ii) Intangible Assets		-	-
(iii) Capital work-in-progress		-	-
(iv) Intangible assets under development		-	-
		2,53,91,817	2,61,93,037
(b) Non-Current Investments		-	-
(c) Deferred Tax Assets (net)		-	-
(d) Long Term Loans and Advances	9	99,32,07,978	80,85,08,265
(e) Other Non-Current Assets	10	12,75,07,628	11,91,29,514
		1,12,07,15,606	92,76,37,779
2 CURRENT ASSETS			
(a) Current Investments		-	-
(b) Inventories		-	-
(c) Trade Receivables		-	-
(d) Short Term Loans and Advances	11	88,01,62,103	81,74,32,202
(e) Cash and Cash Equivalents	12	1,14,38,62,405	1,09,56,46,117
(f) Other Current Assets	13	2,51,263	1,71,53,293
		2,02,42,75,771	1,93,02,31,612
TOTAL		3,17,03,83,194	2,88,40,62,429

Financial Advisor Cum
Company Secretary

Managing Director

Director



As per our report of even date attached
For A. Subramanian & Co
Chartered Accountants
FRN: 004120S

Mr. A. Subramanian
Partner
Membership No. 019329

Place: Chennai
Date: 28.09.2022

UDIN: 22019329AYRLBL8516

TAMIL NADU BACKWARD CLASSES ECONOMIC DEVELOPMENT CORPORATION LTD.,
CHENNAI-600008

STATEMENT OF PROFIT AND LOSS FOR THE YEAR ENDED ON 31ST March 2021

Particulars	Note	Year ended 31st March 2021 INR	Year ended 31st March 2020 INR
I. Revenue from operations	14	7,40,28,767	8,73,98,467
II. Other income	15	8,13,53,822	8,37,68,186
III. Total Revenue		15,53,82,589	17,11,66,653
IV. Expenses			
Employee benefit expenses	16	1,23,05,927	1,21,05,740
Finance costs	17	4,87,51,074	4,81,64,856
Depreciation and amortisation expenses	18	21,71,736	19,86,363
Other expenses	19	5,10,10,803	3,93,31,592
Total Expenses		11,42,39,540	10,15,88,551
V. Profit/(Loss) before Exceptional & Extraordinary items and tax(III-IV)		4,11,43,049	6,95,78,102
VI. Exceptional items	20		(95,31,661)
VII. Profit/(Loss) before Extraordinary items and tax (V-VI)		4,11,43,049	6,00,46,441
VIII. Extraordinary items		-	-
IX. Profit/(Loss) before tax (VII-VIII)		4,11,43,049	6,00,46,441
X. Tax Expenses			
(1) Current Tax		-	-
(2) Deferred Tax(Liability)		-	-
XI. Profit /(Loss) for the period from Continuing Operations (IX-X)		4,11,43,049	6,00,46,441
XII. Profit /(Loss) for the period from Discontinuing Operations		-	-
XIII. Tax expenses on Discontinuing Operations		-	-
XIV. Profit /(Loss) for the period from Discontinuing Operations (after tax) (XII - XIII)		-	-
XV. Profit(Loss) for the period (XI + XIV)		4,11,43,049	6,00,46,441

Earnings Per Equity Share

[nominal value of share Rs. 100 (Previous Year:Rs. 100)]

(1) Basic	48.52	60.04
(2) Diluted	48.52	60.04


Significant Accounting Policies and Notes on Accounts

21

Financial Advisor Cum
Company Secretary

Managing Director

Director



As per our report of even date attached
For A.Subramanian & Co
Chartered Accountants
FRN: 004120S

Mr. A.Subramanian
Partner
Membership No.019329

Place: Chennai
Date: 28.09.2022

UDIN: 22019329AYRLBL8516

TAMIL NADU BACKWARD CLASSES ECONOMIC DEVELOPMENT CORPORATION LTD.,

CHENNAI-600008

S.NO PARTICULARS

AMOUNT IN INR

AMOUNT IN INR

1 - SHARE CAPITAL

Particulars	As at 31 March 2021	As at 31 March 2020
A. Authorised Share Capital 3000000 equity shares capital of INR 100each (Previous year 3000000 equity shares of INR 100.each)	30,00,00,000	30,00,00,000
B. Issued & Subscribed Share Capital 1227010 equity shares capital of INR 100each (Previous year 1227010 equity shares of INR 100 each)	12,27,01,000	12,27,01,000
C.Paid- Up Share Capital 1227010 equity shares capital of INR 100each (Previous year 1227010 equity shares of INR 100 each)	12,27,01,000	12,27,01,000

Shares in the company held by each share holder holding more than 5% share :

S.No.	Name of share holder	2020-21		2019-20	
		Number of shares held in the company	Percentage of shares held	Number of shares held in the company	Percentage of shares held
1	His Excellency the Governor of Tamil Nadu	12,27,010	100%	12,27,010	100%

2 - RESERVES AND SURPLUS

Particulars	As at 31 March 2021	As at 31 March 2020	Deductions during the year
Balance of Profit brought forward	36,23,80,127	30,23,33,686	-
Surplus / (Deficit) in Statement of P&L A/c	4,11,43,049	6,00,46,441	-
Retained Earnings	-	-	-
Retained Loss	-	-	-
Total	40,35,23,176	36,23,80,127	-

3 - LONG TERM BORROWINGS


UNSECURED LOAN:(Guaranteed by the Government of Tamilnadu)

Principal amount repayable to NBCFDC, New Delhi after the expiry of 12 months from the reporting date, towards the borrowings made in the ordinary course of business

Particulars	As at 31 March 2021 INR	As at 31 March 2020 INR
Opening Balance	2,36,62,30,206	2,34,32,60,561
Borrowings during the year from NBCFDC, New Delhi	1,07,00,00,000	80,00,00,000
Repayment made during the year	(86,47,15,693)	(77,70,30,355)
Balance Repayable	2,57,15,14,513	2,36,62,30,206
Principal Amount Repayable to NBCFDC, New Delhi 12 months after reporting date (As Certified By Management)	1,69,36,63,098	1,53,90,10,694

4 OTHER LONG TERM LIABILITIES

Particulars	As at 31 March 2021 INR	As at 31 March 2020 INR
Service Charges payable to Sub- Channelising Agencies	-	47,30,974
Total	-	47,30,974



5 - LONG TERM PROVISIONS

Particulars	As at 31 March 2021 INR	As at 31 March 2020 INR
Provision for Gratuity	13,96,748	13,02,451
Provision for Leave Salary	16,22,292	13,85,882
Total	30,19,040	26,88,333

6 OTHER CURRENT LIABILITIES

Particulars	As at 31 March 2021 INR	As at 31 March 2020 INR
Principal Amount Repayable to NBCFDC, New Delhi*	87,78,51,415	82,72,19,512
Deposits made by the Government of Tamilnadu for State Schemes kept in P.D. A/c with RBI	5,24,98,090	1,23,55,920
Guarantee commission payable to Government of Tamilnadu	64,95,187	59,58,782
Outstanding Expenses	48,01,677	25,06,047
Stale Cheque Liabilities	29,69,108	31,16,735
Provision for Filing Fees	75,000	75,000
Grants and subsidies	12,22,000	2,22,000
Total	94,59,12,477	85,14,53,996

*Principal amount payable to NBCFDC within 12 months after the reporting date, towards the borrowings made in the ordinary course of business

7 - SHORT TERM PROVISIONS

Particulars	As at 31 March 2021 INR	As at 31 March 2020 INR
Provision for employee benefits		
- Bonus	1,50,325	72,940
Other provisions	-	-
Gratuity	2,70,647	1,71,679
Leave Salary	11,43,431	8,52,686
Total	15,64,403	10,97,305

9 - LONG TERM LOANS AND ADVANCES

Particulars	As at 31 March 2021 INR	As at 31 March 2020 INR
a)Secured, considered good	1,13,80,93,285	94,77,61,443
b)Unsecured, considered good	-	-
c)Doubtful	(14,48,85,307)	(13,92,53,178)
Total	99,32,07,978	80,85,08,265

Item(a)


: Principal amount of loan disbursed under various schemes, through the Sub-Channelizing Agencies, in the ordinary course of business, which is due for realisation after 12 months from the reporting date.

Item(c)

Provision made for the balance

10 OTHER NON - CURRENT ASSETS

Particulars	As at 31 March 2021 INR	As at 31 March 2020 INR
(a)Secured , considered Good		
Interest Accrued on Loans & Advances to SCA	12,33,65,836	11,57,71,680
(b)Unsecured, Considered Good		
- Interest receivable from TAMCO	-	-
- Subsidy receivable from The State Government	-	-
(c)TDS On Fixed Deposit	30,14,264	28,47,376
(d)Advances and Deposits	11,27,528	5,10,458
(e)Doubtful	-	-
Total	12,75,07,628	11,91,29,514



11 - SHORT TERM LOANS AND ADVANCES


Particulars	As at 31 March 2021 INR	As at 31 March 2020 INR
Secured Considered good	88,01,62,103	81,74,32,202
Unsecured, considered good	-	-
Doubtful	-	-
TOTAL	88,01,62,103	81,74,32,202

12 - CASH AND CASH EQUIVALENTS

Particulars	As at 31 March 2021 INR	As at 31 March 2020 INR
Balance in PD A/C with RBI (now IFHRMS in 2021)	5,25,69,368	1,24,27,198
Balance with other banks	14,46,11,768	22,03,94,837
Term deposit with banks	94,66,80,314	86,28,23,204
Others- Postage stamp	955	878
Petty Cash	-	-
TOTAL	1,14,38,62,405	1,09,56,46,117

13 - OTHER CURRENT ASSETS

Particulars	As at 31 March 2021 INR	As at 31 March 2020 INR
(a) Subsidy Receivable from Government of Tamil Nadu	-	-
(b) Accrued Interest from SCA, bank & others	2,51,263	1,71,53,293
(c) Advance & Deposits	-	-
(d) TDS On Fixed Deposit	-	-
Total	2,51,263	1,71,53,293



14 - REVENUE FROM OPERATIONS

	As at 31 March 2021 INR	As at 31 March 2020 INR
Particulars		
Interest on Micro credit scheme	4,84,08,674	6,77,78,340
Penal Interest on Micro Credit Scheme	65,54,866	35,13,929
Interest on Term Loan	1,71,50,714	1,56,80,279
Penal Interest on Term Loan	19,14,513	4,25,919
Total	7,40,28,767	8,73,98,467

15 - OTHER INCOME

	As at 31 March 2021 INR	As at 31 March 2020 INR
Particulars		
Interest on Short Term Deposit	6,69,55,080	6,36,25,600
Interest on Savings Account	1,29,16,961	2,01,32,239
Grants received from NBCFDC, New Delhi	10,00,000	-
Gratuity - Excess Provision	-	-
Leave Salary - Excess Provision	-	-
Interest from Tamco Loan	-	-
Misc Income & Profit on Sale of Assets	4,81,781	10,347
Prior period Items	-	-
Sale of Tender Form	-	-
Total	8,13,53,822	8,37,68,186

16 - EMPLOYEE BENEFIT EXPENSES


	As at 31 March 2021 INR	As at 31 March 2020 INR
Particulars		
Salaries and Wages	1,15,62,522	1,16,34,126
Staff welfare	1,55,031	7,012
Contribution to EPF & other Funds	5,88,374	4,64,602
Total	1,23,05,927	1,21,05,740

17 - FINANCE COST

	As at 31 March 2021 INR	As at 31 March 2020 INR
Particulars		
Guarantee Commission paid to Govt	1,25,06,062	1,19,96,425
Interest paid to NBCFDC, New Delhi	3,62,45,012	3,61,68,431
Total	4,87,51,074	4,81,64,856

18 DEPRECIATION AND AMORTISATION

	As at 31 March 2021 INR	As at 31 March 2020 INR
Particulars		
Depreciation on Fixed assets	21,71,736	19,86,363
Total	21,71,736	19,86,363




19 - OTHER EXPENSES

Particulars	As at 31 March 2021 INR	As at 31 March 2020 INR
Service Charges Paid	3,67,84,866	3,21,50,431
Bad Debts on Service charges	-	-
Rent, rates, taxes	-	-
Auditors Remuneration :	-	-
-Statutory Audit Fees	41,772	66,000
-Internal Audit & Tax audit	22,000	82,270
-Actuarial Valuation charges	15,000	15,000
Provision for Filing Fees	37,890	2,15,100
Power & fuel	6,48,651	7,19,706
Vehicle Insurance	54,262	57,961
Repairs & Maintenance	2,70,468	6,68,404
Postage & telephone	1,46,308	1,87,982
Printing & Stationery	12,72,075	7,75,587
Travelling Expenses	10,54,313	8,80,876
Provision for Bad Doubtful Debts	56,32,129	-
Meeting Expenses	4,24,170	16,19,511
Exhibition/Advertisement Expenses	27,26,124	5,47,620
Office Expenses	15,28,585	8,22,720
Training Cost	-	-
Refreshment Charges	3,12,497	4,93,962
Miscellaneous Expenses - Bank Charges	39,693	28,462
Total	5,10,10,803	3,93,31,592

20 EXCEPTIONAL ITEMS

Particulars	As at 31 March 2021 INR	As at 31 March 2020 INR
		-
Last year Wrong Penal Interest debit in Micro Credit loan ledger is reversed in line of AG audit observation	-	(95,31,661)
		-
Total	-	(95,31,661)



TAMIL NADU BACKWARD CLASSES ECONOMIC DEVELOPMENT CORPORATION LTD., CHENNAI-600008

8. TANGIBLE FIXED ASSETS

S No	Particulars			Gross Block					Depreciation			Closing	
				Opening Balance 01/04/2020 (Prev GrossBlk bal=H)	Additions before 30/09/2020	Additions after 30/09/2020	Deletions (Dep Wk.sheet)	Balance 31/3/2021 (E+F+G)	Depreciation Balance 01/04/2020 (I + L)	Depreciation 2020-2021	Depreciation Balance 31/03/2021	Opening balance 01/04/2020	Closing Balance 31/3/2021
1	Land	WDV	18.10%	1	-		-	1	-		-	1	1
2	Buildings	WDV	4.87%	2,81,00,000	0		-	2,81,00,000	36,08,820	11,92,720	48,01,540	2,44,91,180	2,32,98,460
3	Furniture & Fittings	WDV	25.89%	20,17,270	3,11,301	29,736	4,956	23,53,351	17,07,025	1,63,485	18,70,509	3,10,245	4,82,842
4	Office Equipment	WDV	45.07%	18,18,572	1,39,498	1,14,517	-	20,72,587	14,58,201	2,51,097	17,09,298	3,60,370	3,63,289
5	Computers	WDV	39.30%	19,65,049	1,72,776	6,07,645	-	27,45,470	12,82,586	4,55,511	17,38,097	6,82,463	10,07,373
6	Motor Vehicles	WDV	31.23%	25,30,517				25,30,517	21,81,742	1,08,922	22,90,665	3,48,775	2,39,852
Total		Grand Total		3,64,31,409	6,23,575	7,51,898	4,956	3,78,01,926	1,02,38,374	21,71,736	1,24,10,109	2,61,93,035	2,53,91,817
Previous Year		Grand Total		3,56,47,257	7,84,152		-	3,64,31,409	82,52,011	19,86,363	1,02,38,374	2,73,95,246	2,61,93,035

#Land allotted by Government of TamilNadu vide GO 343 (Department of Revenue) dt 10th Sept. 2013 held at nominal value of Re 1

